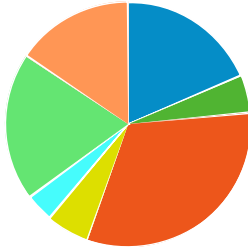


Maryland Commerce-Demographics

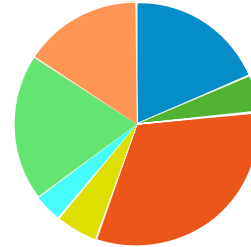
Consumer Expenditures Report (Queen Anne's County, Maryland)

Apparel (2023)



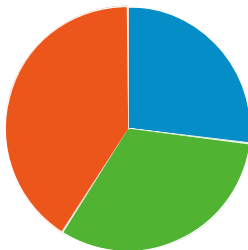
	\$ PER HOUSEHOLD	TOTAL \$000'S
Total	\$3,350	\$67,091
Men's Apparel	\$621	\$12,438
Boys' Apparel	\$166	\$3,333
Women's Apparel	\$1,069	\$21,411
Girls' Apparel	\$190	\$3,823
Infants Apparel	\$127	\$2,544
Footwear	\$652	\$13,063
Apparel Services and Accessories	\$523	\$10,479

Apparel (2028)



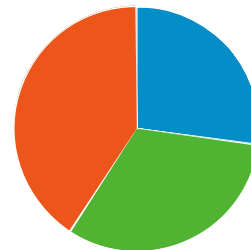
	\$ PER HOUSEHOLD	TOTAL \$000'S
Total	\$3,465	\$71,351
Men's Apparel	\$641	\$13,206
Boys' Apparel	\$171	\$3,527
Women's Apparel	\$1,106	\$22,782
Girls' Apparel	\$196	\$4,054
Infants Apparel	\$130	\$2,689
Footwear	\$671	\$13,818
Apparel Services and Accessories	\$547	\$11,274

Entertainment (2023)



	\$ PER HOUSEHOLD	TOTAL \$000'S
Total	\$5,466	\$109,460
Fees And Admissions	\$1,473	\$29,505
Video And Audio Equipment	\$1,756	\$35,180
Recreational Equipment And Supplies	\$2,235	\$44,774

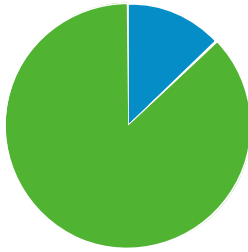
Entertainment (2028)



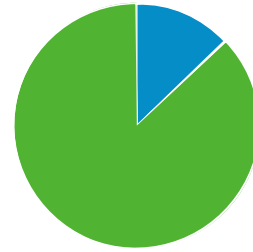
	\$ PER HOUSEHOLD	TOTAL \$000'S
Total	\$5,651	\$116,347
Fees And Admissions	\$1,531	\$31,533
Video And Audio Equipment	\$1,813	\$37,340
Recreational Equipment And Supplies	\$2,306	\$47,475

Education (2023)

Education (2028)

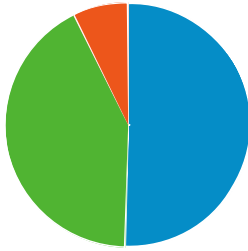


	\$ PER HOUSEHOLD	TOTAL \$000'S
Total	\$3,211	\$64,306
Books And Supplies	\$416	\$8,350
Tuition	\$2,794	\$55,956



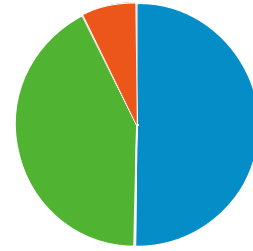
	\$ PER HOUSEHOLD	TOTAL \$000'S
Total	\$3,357	\$69,113
Books And Supplies	\$435	\$8,973
Tuition	\$2,921	\$60,140

Food and Beverages (2023)



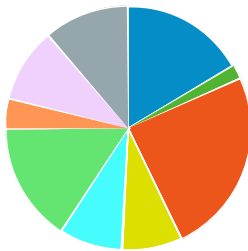
	\$ PER HOUSEHOLD	TOTAL \$000'S
Total	\$13,475	\$269,839
Food At Home	\$6,790	\$135,972
Food Away From Home	\$5,704	\$114,227
Alcoholic Beverages	\$980	\$19,640

Food and Beverages (2028)



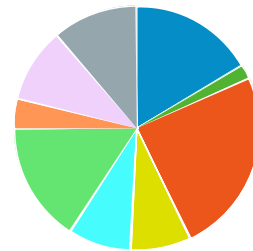
	\$ PER HOUSEHOLD	TOTAL \$000'S
Total	\$13,904	\$286,247
Food At Home	\$7,001	\$144,132
Food Away From Home	\$5,888	\$121,226
Alcoholic Beverages	\$1,014	\$20,889

Gifts (2023)



	\$ PER HOUSEHOLD	TOTAL \$000'S
Total	\$2,526	\$50,598
Gifts Of Apparel	\$414	\$8,307
Gifts Of Apparel Accessories	\$48	\$976
Gifts Of Education	\$618	\$12,379
Gifts Of Recreation	\$204	\$4,098
Gifts Of Food And Beverages	\$209	\$4,203
Gifts Of Household Furnishings And Equipment	\$395	\$7,920
Gifts Of Household	\$103	\$2,080
Gifts Of Transportation	\$245	\$4,924
Gifts Elsewhere Unspecified	\$285	\$5,711

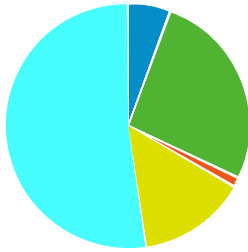
Gifts (2028)



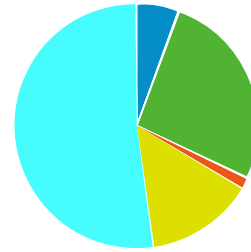
	\$ PER HOUSEHOLD	TOTAL \$000'S
Total	\$2,649	\$54,553
Gifts Of Apparel	\$434	\$8,955
Gifts Of Apparel Accessories	\$51	\$1,052
Gifts Of Education	\$648	\$13,346
Gifts Of Recreation	\$214	\$4,418
Gifts Of Food And Beverages	\$219	\$4,520
Gifts Of Household Furnishings And Equipment	\$415	\$8,544
Gifts Of Household	\$108	\$2,239
Gifts Of Transportation	\$258	\$5,322
Gifts Elsewhere Unspecified	\$299	\$6,158

Household Furnishings (2023)

Household Furnishings (2028)



	\$ PER HOUSEHOLD	TOTAL \$000'S
Total	\$3,379	\$67,681
Household Textiles	\$191	\$3,832
Furniture	\$891	\$17,851
Floor Coverings	\$47	\$950
Major Appliances	\$484	\$9,694
Housewares And Small Appliances	\$1,765	\$35,355



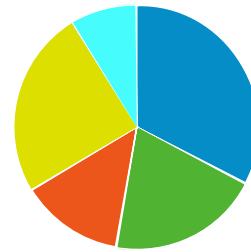
	\$ PER HOUSEHOLD	TOTAL \$000'S
Total	\$3,489	\$71,841
Household Textiles	\$197	\$4,069
Furniture	\$922	\$18,986
Floor Coverings	\$49	\$1,022
Major Appliances	\$499	\$10,286
Housewares And Small Appliances	\$1,820	\$37,479

Shelter (2023)



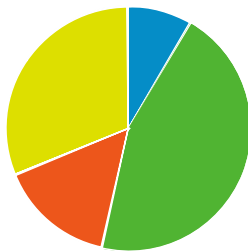
	\$ PER HOUSEHOLD	TOTAL \$000'S
Total	\$19,518	\$390,852
Mortgage Interest	\$6,422	\$128,606
Property Taxes	\$3,908	\$78,271
Miscellaneous Owned Dwelling Costs	\$2,688	\$53,828
Rental Costs	\$4,787	\$95,880
Other Lodging	\$1,711	\$34,267

Shelter (2028)



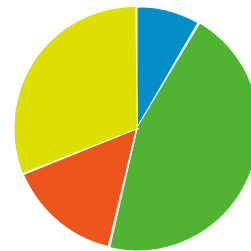
	\$ PER HOUSEHOLD	TOTAL \$000'S
Total	\$20,211	\$416,088
Mortgage Interest	\$6,607	\$136,036
Property Taxes	\$4,047	\$83,324
Miscellaneous Owned Dwelling Costs	\$2,783	\$57,300
Rental Costs	\$4,985	\$102,644
Other Lodging	\$1,786	\$36,784

Household Operations (2023)



	\$ PER HOUSEHOLD	TOTAL \$000'S
Total	\$3,775	\$75,604
Babysitting And Elderly Care	\$320	\$6,420
Household Services	\$1,702	\$34,102
Alimony And Child Support	\$576	\$11,544
Household Supplies	\$1,175	\$23,538

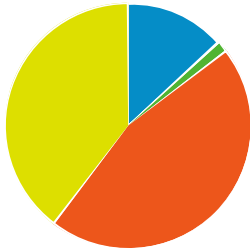
Household Operations (2028)



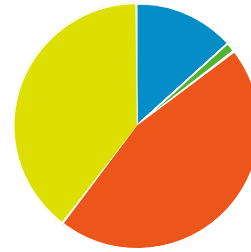
	\$ PER HOUSEHOLD	TOTAL \$000'S
Total	\$3,920	\$80,709
Babysitting And Elderly Care	\$332	\$6,848
Household Services	\$1,771	\$36,478
Alimony And Child Support	\$602	\$12,406
Household Supplies	\$1,213	\$24,977

Personal Care (2023)

Personal Care (2028)



	\$ PER HOUSEHOLD	TOTAL \$000'S
Total	\$1,253	\$25,108
Hair Care	\$166	\$3,339
Electric Personal Care Appliances	\$17	\$353
Personal Care Services	\$573	\$11,478
Personal Care Products	\$496	\$9,938



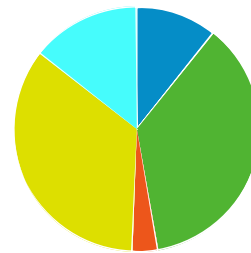
	\$ PER HOUSEHOLD	TOTAL \$000'S
Total	\$1,294	\$26,645
Hair Care	\$172	\$3,544
Electric Personal Care Appliances	\$18	\$374
Personal Care Services	\$591	\$12,180
Personal Care Products	\$512	\$10,547

Utilities (2023)



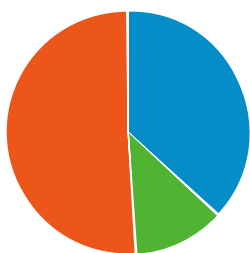
	\$ PER HOUSEHOLD	TOTAL \$000'S
Total	\$6,456	\$129,297
Natural Gas	\$692	\$13,860
Electricity	\$2,352	\$47,109
Fuel Oil And Other Fuels	\$215	\$4,320
Telephone Service	\$2,260	\$45,269
Other Utilities	\$935	\$18,738

Utilities (2028)



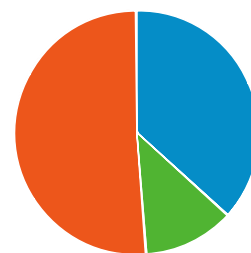
	\$ PER HOUSEHOLD	TOTAL \$000'S
Total	\$6,661	\$137,147
Natural Gas	\$715	\$14,729
Electricity	\$2,431	\$50,065
Fuel Oil And Other Fuels	\$223	\$4,604
Telephone Service	\$2,324	\$47,863
Other Utilities	\$965	\$19,884

Reading (2023)



	\$ PER HOUSEHOLD	TOTAL \$000'S
Total	\$207	\$4,163
Newspapers	\$76	\$1,532
Magazines	\$25	\$510
Books	\$105	\$2,121

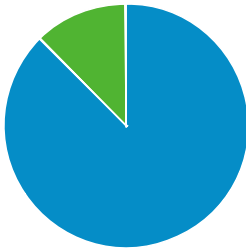
Reading (2028)



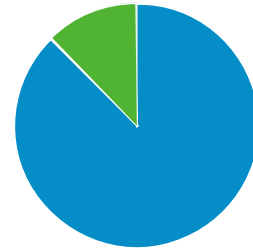
	\$ PER HOUSEHOLD	TOTAL \$000'S
Total	\$215	\$4,447
Newspapers	\$79	\$1,636
Magazines	\$26	\$545
Books	\$110	\$2,266

Tobacco (2023)

Tobacco (2028)

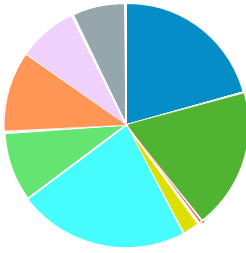


	\$ PER HOUSEHOLD	TOTAL \$000'S
Total	\$474	\$9,496
Cigarettes	\$415	\$8,311
Other Tobacco Products	\$59	\$1,185



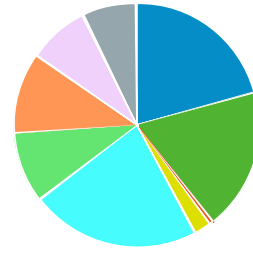
	\$ PER HOUSEHOLD	TOTAL \$000'S
Total	\$487	\$10,037
Cigarettes	\$426	\$8,784
Other Tobacco Products	\$60	\$1,253

Transportation (2023)



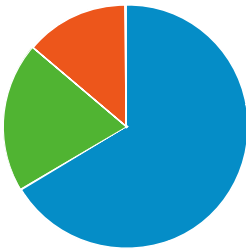
	\$ PER HOUSEHOLD	TOTAL \$000'S
Total	\$16,864	\$337,705
New Vehicle Purchase	\$3,483	\$69,751
Used Vehicle Purchase	\$3,159	\$63,272
Motorcycles (New And Used)	\$96	\$1,927
Vehicle Finance Charges	\$389	\$7,800
Gasoline And Oil	\$3,792	\$75,950
Vehicle Repair And Maintenance	\$1,569	\$31,438
Vehicle Insurance	\$1,809	\$36,234
Public Transportation	\$1,349	\$27,021
Other Transportation Costs	\$1,214	\$24,311

Transportation (2028)



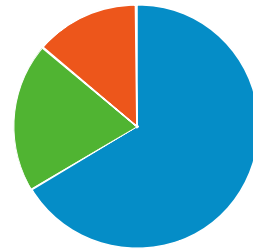
	\$ PER HOUSEHOLD	TOTAL \$000'S
Total	\$17,353	\$357,265
New Vehicle Purchase	\$3,589	\$73,894
Used Vehicle Purchase	\$3,237	\$66,655
Motorcycles (New And Used)	\$97	\$2,013
Vehicle Finance Charges	\$398	\$8,195
Gasoline And Oil	\$3,891	\$80,106
Vehicle Repair And Maintenance	\$1,617	\$33,293
Vehicle Insurance	\$1,861	\$38,324
Public Transportation	\$1,407	\$28,973
Other Transportation Costs	\$1,253	\$25,814

Health Care (2023)



	\$ PER HOUSEHOLD	TOTAL \$000'S
Total	\$7,669	\$153,572
Health Care Insurance	\$5,096	\$102,061
Health Care Services	\$1,513	\$30,303
Health Care Supplies And Equipment	\$1,059	\$21,208

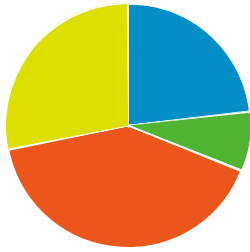
Health Care (2028)



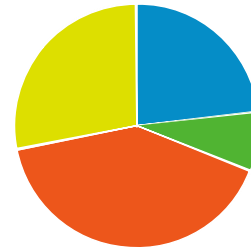
	\$ PER HOUSEHOLD	TOTAL \$000'S
Total	\$7,921	\$163,070
Health Care Insurance	\$5,264	\$108,372
Health Care Services	\$1,560	\$32,118
Health Care Supplies And Equipment	\$1,096	\$22,580

Miscellaneous Expenses (2023)

Miscellaneous Expenses (2028)



	\$ PER HOUSEHOLD	TOTAL \$000'S
Total	\$1,788	\$35,806
Legal And Accounting	\$415	\$8,318
Funeral And Cemetery	\$140	\$2,810
Finance Charges Excluding Mortgage And Vehicle	\$730	\$14,621
Other Miscellaneous Expenses	\$502	\$10,057



	\$ PER HOUSEHOLD	TOTAL \$000'S
Total	\$1,850	\$38,093
Legal And Accounting	\$429	\$8,849
Funeral And Cemetery	\$145	\$2,990
Finance Charges Excluding Mortgage And Vehicle	\$755	\$15,554
Other Miscellaneous Expenses	\$519	\$10,699

Personal Insurance (2023)		
	\$ PER HOUSEHOLD	TOTAL \$000'S
	\$719	\$14,416

Personal Insurance (2028)		
	\$ PER HOUSEHOLD	TOTAL \$000'S
	\$746	\$15,364

Contributions (2023)		
	\$ PER HOUSEHOLD	TOTAL \$000'S
	\$3,320	\$66,503

Contributions (2028)		
	\$ PER HOUSEHOLD	TOTAL \$000'S
	\$3,471	\$71,463

Retail Potential (2023)		
	\$ PER HOUSEHOLD	TOTAL \$000'S
Other Health and Personal Care Stores	\$89	\$1,798
Gasoline Stations with Convenience Stores	n/a	n/a
Gasoline Stations without Convenience Stores	\$4,402	\$88,170
Men's Clothing Stores	\$72	\$1,457
Women's Clothing Stores	\$314	\$6,303
Childrens' and Infant's Clothing Stores	\$131	\$2,642
Family Clothing Stores	\$835	\$16,724
Clothing Accessory Stores	\$68	\$1,373
Other Apparel Stores	\$102	\$2,050
Shoe Stores	\$335	\$6,714
Jewelry Stores	\$175	\$3,509
Luggage Stores	\$12	\$259
Sporting Goods Stores	\$444	\$8,893
Hobby, Toy, and Game Stores	\$121	\$2,423
Sewing and Needlecraft Stores	\$40	\$812
Musical Instrument Stores	\$32	\$659
Book Stores	\$160	\$3,209
Record,Tape,and CD Stores	n/a	n/a
Department Stores	\$1,657	\$33,194
Warehouse Superstores	\$3,972	\$79,552
Other General Merchandise Stores	\$614	\$12,309
Florists	\$31	\$639
Office and Stationary Stores	\$88	\$1,779
Gift and Souvenir Stores	\$105	\$2,113
Used Merchandise Stores	\$61	\$1,233

Pet and Pet Supply Stores	\$353	\$7,081
Art Dealers	\$28	\$581
Mobile Home Dealers	\$52	\$1,056
Other Miscellaneous Retail Stores	\$145	\$2,911
Mail Order and Catalog Stores	\$2,469	\$49,448
Vending Machines	\$63	\$1,274
Fuel Dealers	\$235	\$4,719
Other Direct Selling Establishments	\$184	\$3,702
Hotels and Other Travel Accommodations	\$314	\$6,293
RV Parks	\$2	\$58
Rooming and Boarding Houses	\$2	\$45
Full Service Restaurants	\$3,335	\$66,788
Limited Service Restaurants	\$1,549	\$31,027
Special Food Services and Catering	\$494	\$9,892
Drinking Places	\$146	\$2,932

Source: Applied Geographic Solutions, 2023
